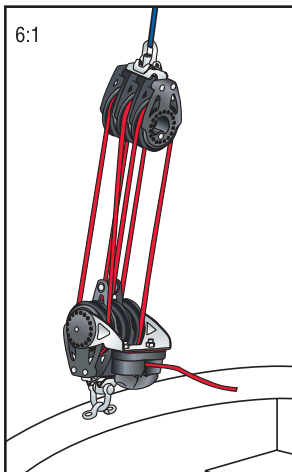
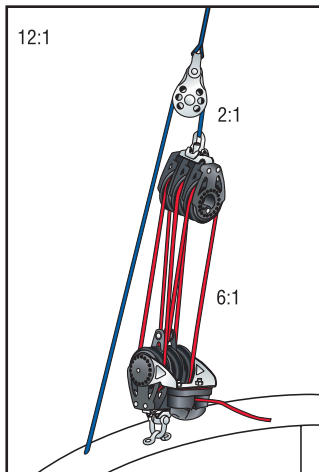


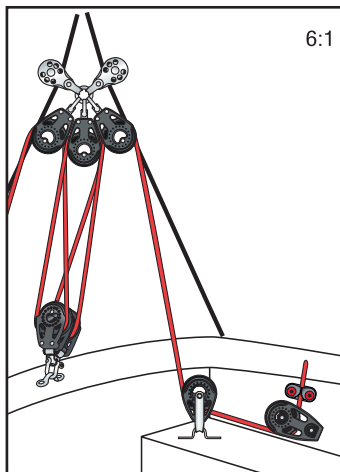
Ахтерштаг



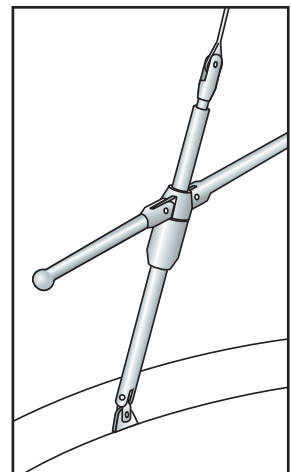
6:1 Right Angle: This simple 6:1 system is used on small cruising boats with a single line or wire backstay.



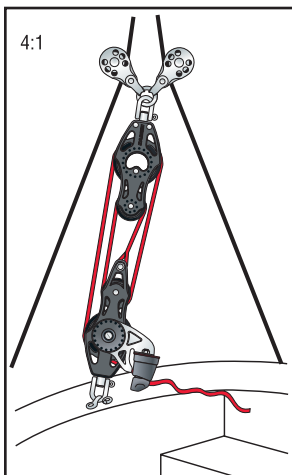
12:1 Cascaded: This cascading 2:1/6:1 system provides a 12:1 purchase and is used on small racer/cruisers and daysailers.



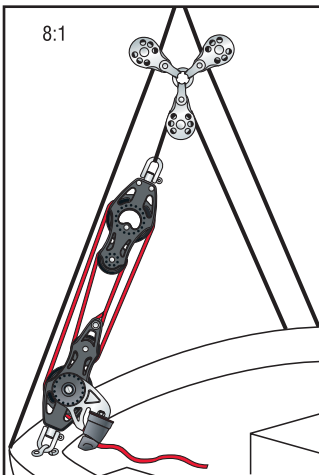
6:1 Double-ended Split: This double-ended split backstay system leads lines forward to cam cleats mounted just ahead of the helmsman so adjustments can be made from either side of the boat.



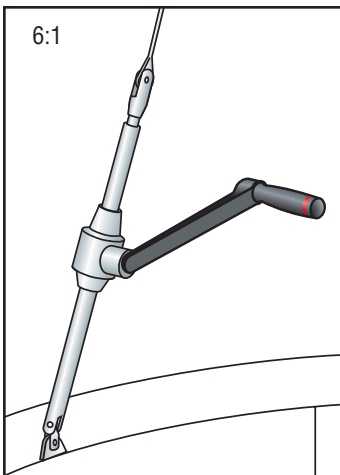
Backstay Adjuster: This adjuster is ideal for small racer/cruisers and daysailers. The handles fold down when not in use.



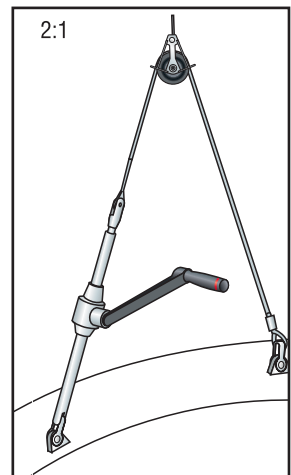
4:1 Split Backstay: This 4:1 system is used on small keelboats with split backstay systems. Pinching the wires together tightens the backstay and increases headstay tension to flatten the genoa, decrease weather helm, and stabilize the rig in heavy air.



8:1 Split Backstay: A more powerful version of the split backstay adjuster uses a doubling wire running through a wire block for a purchase of 8:1.



Backstay Adjuster with Winch Handle: This powerful backstay system operates without hydraulics. It is an excellent choice for larger racer/cruisers. The stay tensioner adjusts using a standard winch handle.



2:1 Backstay Adjuster with Winch Handle: This 2:1 backstay adjuster is for boats with a split backstay. To rig, replace the two lower wires with a single wire and add a runner block at the top of the split. Size the block to match the breaking strength of the wire.